


The Oil Smart® duplex control panels will control two 120/208/240V single phase or two 208/240/480V three phase pumps in elevator sumps, transformer containment areas, and any application where there is a need to remove water while containing oil. See Water duplex control panels come standard with a clear front NEMA 4X rated enclosure, Oil Smart® components, IEC rated contactors, and motor protective switches. They are also compliant with Elevator Code ASME A17.1 and state/federal regulations. All panels are UL listed for the United States and Canada, and come with a five-year warranty.



OIL SMART®

Features

- Panel and controls: UL listed for the United States and Canada
- Panel enclosure: Heavy duty polycarbonate indoor/ outdoor NEMA 4X rated with lockable latches
- Pump control visible indicators: Pump hand-off-auto (H.O.A.) switches, green Pump Run lights, red Pump Fault lights, and green Power On light
- Alarm visible indicators: Red beacon alarm light, yellow light for oil, white light for water, alarm test and silence buttons
- Alarm horn sounds at 85 decibels at 10 feet
- Duplex provides: Two-pump alternation and high-demand two-pump operation
- Remote monitoring dry contacts: Oil, Water, High liquid, Pump Run(s), Pump #1 Fault, and Pump #2 Fault
- Upgraded pump protection: Motor protective switches included for both pumps (branch circuit protection, adjustable overload and disconnect) and thermal cutout with indicators

Applications

- Elevator sumps
- Electric utilities (substations, power plants, underground vaults, and transformer barriers)
- Manufacturing facilities
- Any application where there is a need to remove water while containing oil



Call us toll-free at 888.733.9283 to speak with one of our expert Sales Engineers.



951.487.8073 / 888.733.9283

www.seewaterinc.com

sales@seewaterinc.com

Duplex Single Phase: 120/208/240VAC Duplex Three Phase: 208/240/480VAC
208/240/480VAC

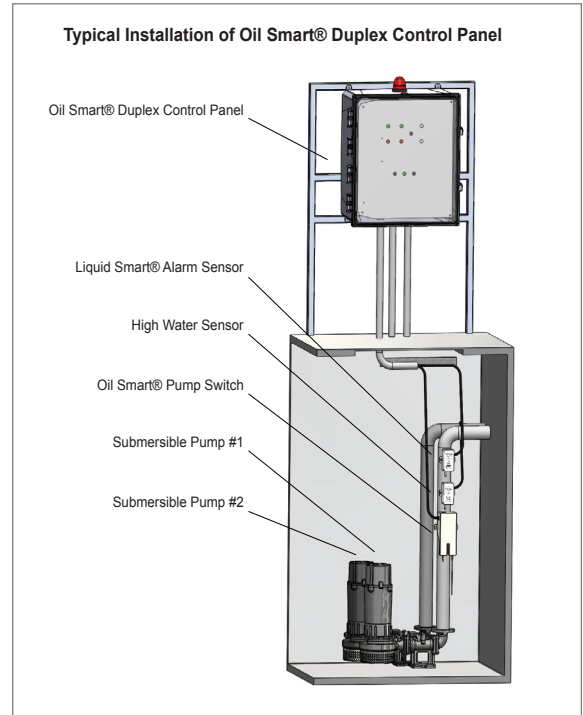
Models	Pump FLA	Models	Pump FLA
OSD1P-1021	0-7.0 FLA	OSD3P-3021	1.0-1.6 FLA
OSD1P-1022	7.0-15.0 FLA	OSD3P-3022	1.6-2.5 FLA
OSD1P-1023	15.0-22.0 FLA	OSD3P-3023	2.5-4.0 FLA
OSD1P-1024	22.0-28.0 FLA	OSD3P-3024	4.0-6.3 FLA
OSD1P-1025	28.0-36.0 FLA	OSD3P-3025	6.0-10.0 FLA
*Note: Thermal overload protection is generally provided in single phase pumps. To request a specific overload on the Oil Smart® single phase models, contact the factory. Each panel includes motor protector switches that will provide accurate pump circuit breaker protection.		OSD3P-3026	9.0-14.0 FLA
		OSD3P-3027	13.0-18.0 FLA
		OSD3P-3028	17.0-23.0 FLA
		OSD3P-3029	20.0-25.0 FLA
		OSD3P-3030	24.0-32.0 FLA



Custom Options

Option(s)	Description
24	Pump Exerciser - Auto Cycles Pump(s) Daily, Weekly or Monthly
28	Power On Dry Contact
3R	Painted Steel Enclosure
6P	Upgraded Enclosure (NEMA 6P Rated); Removes Buzzer and Beacon
AF	Alarm Flasher
AH	Anti-Condensation Heater
C	Additional Cord Length Greater than 20'
CCD	Cycle Counter w/ LCD Display and Reset
ETD	Elapsed Time Meter w/ LCD Display and Reset
LAD/LAW	Lightning Secondary Surge Arrestor
MD	Main Disconnect
PM	Phase Monitoring
PX	Pump Portal® Wireless Remote System Monitoring
S3	No Sensors Included
SFD	Seal Failure Circuit w/ Indicator Lights
SS4	Upgraded Enclosure (304 Stainless Steel)
SS6	Upgraded Enclosure (316 Stainless Steel)

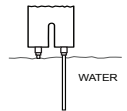
*Additional cord length greater than 20'. Specify after C. Example: (OSD1P-1021-C50). Indicates 50' cord lengths for all components.



Operation of Oil Smart®

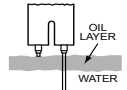
Normal Condition (Water Only)

When water comes in contact with the short (on) sensor, the pump will turn on. The pump will remain on until water clears the long (off) sensor.



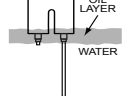
Oil Present Condition

If oil comes in contact with the (on) sensor, the pump will not turn on.



Water (Oil Present Condition)

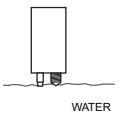
If the water level rises enough to contact the (on) sensor under the oil layer, the pump will turn on and remain on until the (off) sensor clears of water.



Operation of Liquid Smart®

High Water Level

When water comes in contact will both sensors, the white water indicator on the front panel will illuminate. This condition will turn on the red beacon alarm light and sound the alarm buzzer.



High Oil Level

If oil comes in contact with both sensors, the yellow oil indicator on the front panel will illuminate. This condition will turn on the red beacon alarm light and sound the alarm buzzer.

